

ILLINOIS STATE BOARD OF EDUCATION
School Business Services Division

Accounting Basis:

☒ Cash
☐ Accrual

SCHOOL DISTRICT BUDGET FORM *
July 1, 2015 - June 30, 2016

Balanced budget, no deficit
reduction plan is required.

Date of Amended Budget: 06/20/2016
(MM/DD/YY)

District Name: Winnebago C.U.S.D. #323
District RCDT No: 04-101-3230-26

If your FY15 AFR states that you need to do a deficit reduction plan and your FY16 budget is balanced please state the measures you took to have your budget become balanced. (Bckgrnd-Assumpt 25-26)

Budget of Winnebago C.U.S.D. #323, County of Winnebago/Stephenson,
State of Illinois, for the Fiscal Year beginning July 1, 2015 and ending June 30, 2016.

WHEREAS the Board of Education of Winnebago C.U.S.D. #323,
County of Winnebago/Stephenson, State of Illinois, caused to be prepared in tentative form a budget, and the Secretary
of this Board has made the same conveniently available to public inspection for at least thirty days prior to final action thereon;

AND WHEREAS a public hearing was held as to such budget on the 20th day of June, 20 16,
notice of said hearing was given at least thirty days prior thereto as required by law, and all other legal requirements have been complied with;

NOW, THEREFORE, Be it resolved by the Board of Education of said district as follows:







Section 1: That the fiscal year of this school district be and the same hereby is fixed and declared to be

beginning July 1, 2015 and ending June 30, 2016.

Section 2: That the following budget containing an estimate of amounts available in each Fund, separately, and expenditures from each
be and the same is hereby adopted as the budget of this school district for said fiscal year.

ADOPTION OF BUDGET

The budget shall be approved and signed below by members of the School Board. Adopted this 20th
day of June, 20 16 by a roll call vote of 7 Yeas, and 0 Nays, to wit:

MEMBERS VOTING YEA:	MEMBERS VOTING NAY:
	
	
	
	
	
	

* Based on the 23 Illinois Administrative Code-Part 100 and inconformity with Section 17-1 of the School Code.

- (1) A certified copy of this document must be filed with the county clerk within 30 days of adoption as required by Section 18-50 of the Property Tax Code (35 ILCS 200/18-50).
- (2) Districts are required to submit the adopted/amended budget electronically to ISBE within 30 days of adoption or by October 30, whichever comes first. Budgets are submitted to: <https://sec1.isbe.net/attachmgr/default.aspx> The electronic version does not require member signatures.

1-	A	B	C	D	E	F	G	H	I	J	K	L
	Begin entering data on EstRev 5-10 and EstExp 11-17 tabs.		(10)	(20)	(30)	(40)	(50)	(60)	(70)	(80)	(90)	
	Description	Acct #	Educational	Operations & Maintenance	Debt Service	Transportation	Municipal Retirement/ Social Security	Capital Projects	Working Cash	Tort	Fire Prevention & Safety	
2												
3	ESTIMATED BEGINNING FUND BALANCE July 1, 2015 ¹		4,206,748	1,542,392	726,954	2,070,409	271,706	0	763,468	49,501	226,822	
4	RECEIPTS/REVENUES											
5	LOCAL SOURCES	1000	7,288,000	1,466,300	1,287,500	1,440,000	440,500	0	41,800	84,100	102,000	
6	FLOW-THROUGH RECEIPTS/REVENUES FROM ONE DISTRICT TO ANOTHER DISTRICT	2000										
7	STATE SOURCES	3000	0	0	0	0	0	0	0	0	0	
8	FEDERAL SOURCES	4000	4,091,091	50,000	0	647,000	0	0	0	0	0	
9	Total Direct Receipts/Revenues ⁸		12,055,003	1,516,300	1,287,500	2,087,000	440,500	0	41,800	84,100	102,000	
10	Receipts/Revenues for "On Behalf" Payments ²	3998	2,400,000									
11	Total Receipts/Revenues		14,455,003	1,516,300	1,287,500	2,087,000	440,500	0	41,800	84,100	102,000	
12	DISBURSEMENTS/EXPENDITURES											
13	INSTRUCTION	1000	8,280,800				186,000					
14	SUPPORT SERVICES	2000	3,545,800	1,860,000		1,305,000	370,600	0		84,100	25,000	
15	COMMUNITY SERVICES	3000	0	0		0	0					
16	PAYMENTS TO OTHER DISTRICTS & GOVT UNITS	4000	385,000	0	0	0	0	0			0	
17	DEBT SERVICES	5000	15,000	0	1,285,310	0	0			0	0	
18	PROVISION FOR CONTINGENCIES	6000	0	0	0	0	0	0		0	0	
19	Total Direct Disbursements/Expenditures ⁹		12,226,600	1,860,000	1,285,310	1,305,000	556,600	0		84,100	25,000	
20	Disbursements/Expenditures for "On Behalf" Payments ²	4180	2,400,000	0	0	0	0	0		0	0	
21	Total Disbursements/Expenditures		14,626,600	1,860,000	1,285,310	1,305,000	556,600	0		84,100	25,000	
22	Excess of Direct Receipts/Revenues Over (Under) Direct Disbursements/Expenditures		(171,597)	(343,700)	2,190	782,000	(116,100)	0	41,800	0	77,000	
23	OTHER SOURCES/USES OF FUNDS											
24	OTHER SOURCES OF FUNDS (7000)											
25	PERMANENT TRANSFER FROM VARIOUS FUNDS											
26	Abolishment the Working Cash Fund ¹⁰	7110										
27	Abatement of the Working Cash Fund ¹⁰	7110										
28	Transfer of Working Cash Fund Interest	7120										
29	Transfer Among Funds	7130										
30	Transfer of Interest	7140										
31	Transfer from Capital Projects Fund to O&M Fund	7150		0								
32	Transfer of Excess Fire Prev & Safety Tax & Interest ³ Proceeds to O&M Fund	7160		0								
33	Transfer of Excess Accumulated Fire Prev & Safety Bond and Int ^{3a} Proceeds to Debt Service Fund	7170			0							
34	SALE OF BONDS (7200)											
35	Principal on Bonds Sold ⁴	7210										
36	Premium on Bonds Sold	7220										
37	Accrued Interest on Bonds Sold	7230										
38	Sale or Compensation for Fixed Assets ⁵	7300										
39	Transfer to Debt Service to Pay Principal on Capital Leases	7400			0							
40	Transfer to Debt Service Fund to Pay Interest on Capital Leases	7500			0							
41	Transfer to Debt Service Fund to Pay Principal on Revenue Bonds	7600			0							
42	Transfer to Debt Service Fund to Pay Interest on Revenue Bonds	7700			0							
43	Transfer to Capital Projects Fund	7800						0				
44	ISBE Loan Proceeds	7900										
45	Other Sources Not Classified Elsewhere	7990			1,795,800							
46	Total Other Sources of Funds ⁶		0	0	1,795,800	0	0	0	0	0	0	

BUDGET SUMMARY

	A	B	C	D	E	F	G	H	I	J	K	L
1	Begin entering data on EstRev 5-10 and EstExp 11-17 tabs.		(10)	(20)	(30)	(40)	(50)	(60)	(70)	(80)	(90)	
	Description	Acct #	Educational	Operations & Maintenance	Debt Service	Transportation	Municipal Retirement/ Social Security	Capital Projects	Working Cash	Tort	Fire Prevention & Safety	
2												
47	OTHER USES OF FUNDS (8000)											
49	TRANSFER TO VARIOUS OTHER FUNDS (8100)											
50	Abolishment or Abatement of the Working Cash Fund ^{1a}	8110							0			
51	Transfer of Working Cash Fund Interest	8120							0			
52	Transfer Among Funds	8130										
53	Transfer of Interest ^b	8140										
54	Transfer from Capital Projects Fund to O&M Fund	8150										
55	Transfer of Excess Fire Prev & Safety Tax & Interest ³ Proceeds to O&M Fund	8160										
56	Transfer of Excess Accumulated Fire Prev & Safety Bond ^{3a} and Int Proceeds to Debt Service Fund	8170										
57	Taxes Pledged to Pay Principal on Capital Leases	8410										
58	Grants/Reimbursements Pledged to Pay Principal on Capital Leases	8420										
59	Other Revenues Pledged to Pay Principal on Capital Leases	8430										
60	Fund Balance Transfers Pledged to Pay Principal on Capital Leases	8440										
61	Taxes Pledged to Pay Interest on Capital Leases	8510										
62	Grants/Reimbursements Pledged to Pay Interest on Capital Leases	8520										
63	Other Revenues Pledged to Pay Interest on Capital Leases	8530										
64	Fund Balance Transfers Pledged to Pay Interest on Capital Leases	8540										
65	Taxes Pledged to Pay Principal on Revenue Bonds	8610										
66	Grants/Reimbursements Pledged to Pay Principal on Revenue Bonds	8620										
67	Other Revenues Pledged to Pay Principal on Revenue Bonds	8630										
68	Fund Balance Transfers Pledged to Pay Principal on Revenue Bonds	8640										
69	Taxes Pledged to Pay Interest on Revenue Bonds	8710										
70	Grants/Reimbursements Pledged to Pay Interest on Revenue Bonds	8720										
71	Other Revenues Pledged to Pay Interest on Revenue Bonds	8730										
72	Fund Balance Transfers Pledged to Pay Interest on Revenue Bonds	8740										
73	Taxes Transferred to Pay for Capital Projects	8810										
74	Grants/Reimbursements Pledged to Pay for Capital Projects	8820										
75	Other Revenues Pledged to Pay for Capital Projects	8830										
76	Fund Balance Transfers Pledged to Pay for Capital Projects	8840										
77	Transfer to Debt Service Fund to Pay Principal on ISBE Loans	8910										
78	Other Uses Not Classified Elsewhere	8990	300,000			795,800			700,000			
79	Total Other Uses of Funds ^b		300,000	0	0	795,800	0	0	700,000	0	0	
80	Total Other Sources/Uses of Fund		(300,000)	0	1,795,800	(795,800)	0	0	(700,000)	0	0	
81	ESTIMATED ENDING FUND BALANCE June 30, 2016		3,735,151	1,198,692	2,524,944	2,056,609	155,606	0	105,288	49,501	303,822	
82	SUMMARY OF EXPENDITURES (by Major Object)											
83												
84												
	Description	Acct #	(10)	(20)	(30)	(40)	(50)	(60)	(70)	(80)	(90)	Total By Object
			Educational	Operations & Maintenance	Debt Service	Transportation	Municipal Retirement/ Social Security	Capital Projects	Working Cash	Tort	Fire Prevention & Safety	
85												
86	Object Name											
87	Salaries	100	8,821,000	600,000		470,000		0		0	0	9,891,000
88	Employee Benefits	200	1,473,500	100,000		50,000	556,600	0		0	0	2,180,100
89	Purchased Services	300	546,350	350,000	0	75,000		0		84,100	0	1,055,450
90	Supplies & Materials	400	436,250	410,000		200,000		0		0	0	1,046,250
91	Capital Outlay	500	270,500	400,000		500,000		0		0	25,000	1,195,500
92	Other Objects	600	679,000	0	1,285,310	10,000	0	0		0	0	1,974,310
93	Non-Capitalized Equipment	700	0	0		0		0		0	0	0
94	Termination Benefits	800	0	0		0						0
95	Total Expenditures		12,226,600	1,860,000	1,285,310	1,305,000	556,600	0		84,100	25,000	17,342,610

SUMMARY OF CASH TRANSACTIONS

	A	B	C	D	E	F	G	H	I	J	K
1			(10)	(20)	(30)	(40)	(50)	(60)	(70)	(80)	(90)
2	Description	Acct #	Educational	Operations & Maintenance	Debt Service	Transportation	Municipal Retirement/ Social Security	Capital Projects	Working Cash	Tort	Fire Prevention & Safety
3	BEGINNING CASH BALANCE ON HAND July 1, 2015 ⁷		4,206,748	1,542,392	726,954	2,070,409	271,706		763,468	49,501	226,822
4	Total Direct Receipts & Other Sources ⁸		12,055,003	1,516,300	3,083,300	2,087,000	440,500	0	41,800	84,100	102,000
5	OTHER RECEIPTS										
6	Interfund Loans Payable (Loans from Other Funds)	411									
7	Interfund Loans Receivable (Repayment of Loans)	141									
8	Notes and Warrants Payable	433									
9	Other Current Assets	199									
10	Total Other Receipts		0	0	0	0	0	0	0	0	0
11	Total Direct Receipts, Other Sources, & Other Receipts		12,055,003	1,516,300	3,083,300	2,087,000	440,500	0	41,800	84,100	102,000
12	Total Amount Available		16,261,751	3,058,692	3,810,254	4,157,409	712,206	0	805,268	133,601	328,822
13	Total Direct Disbursements & Other Uses ⁹		12,526,600	1,860,000	1,285,310	2,100,800	556,600	0	700,000	84,100	25,000
14	OTHER DISBURSEMENTS										
15	Interfund Loans Receivable (Loans to Other Funds) ¹⁰	141									
16	Interfund Loans Payable (Repayment of Loans)	411									
17	Notes and Warrants Payable	433									
18	Other Current Liabilities	499									
19	Total Other Disbursements		0	0	0	0	0	0	0	0	0
20	Total Direct Disbursements, Other Uses, & Other Disbursements		12,526,600	1,860,000	1,285,310	2,100,800	556,600	0	700,000	84,100	25,000
21	ENDING CASH BALANCE ON HAND June 30, 2016 ⁷		3,735,151	1,198,692	2,524,944	2,056,609	155,606	0	105,268	49,501	303,822

	A	B	C	D	E	F	G	H	I	J	K
			(10)	(20)	(30)	(40)	(50)	(60)	(70)	(80)	(90)
	Description	Acct #	Educational	Operations & Maintenance	Debt Service	Transportation	Municipal Retirement/ Social Security	Capital Projects	Working Cash	Tort	Fire Prevention & Safety
56	Special Education Transportation Fees from Other Districts (In State)	1442									
57	Special Education Transportation Fees from Other Sources (In State)	1443									
58	Special Education Transportation Fees from Other Sources (Out of State)	1444									
59	Adult Transportation Fees from Pupils or Parents (In State)	1451									
60	Adult Transportation Fees from Other Districts (In State)	1452									
61	Adult Transportation Fees from Other Sources (In State)	1453									
62	Adult Transportation Fees from Other Sources (Out of State)	1454									
63	Total Transportation Fees					5,000					
64	EARNINGS ON INVESTMENTS										
65	Interest on Investments	1510	10,000	8,000	2,000	5,000	500		2,000		2,000
66	Gain or Loss on Sale of Investments	1520									
67	Total Earnings on Investments		10,000	8,000	2,000	5,000	500	0	2,000	0	2,000
68	FOOD SERVICE										
69	Sales to Pupils - Lunch	1611	143,000								
70	Sales to Pupils - Breakfast	1612	3,000								
71	Sales to Pupils - A la Carte	1613	210,000								
72	Sales to Pupils - Other (Describe & Itemize)	1614									
73	Sales to Adults	1620	5,000								
74	Other Food Service (Describe & Itemize)	1690	500								
75	Total Food Service		361,500								
76	DISTRICT/SCHOOL ACTIVITY INCOME										
77	Admissions - Athletic	1711	40,000								
78	Admissions - Other	1719	500								
79	Fees	1720	300,000								
80	Book Store Sales	1730									
81	Other District/School Activity Revenue (Describe & Itemize)	1790									
82	Total District/School Activity Income		340,500	0							
83	TEXTBOOK INCOME										
84	Rentals - Regular Textbooks	1811									
85	Rentals - Summer School Textbooks	1812									
86	Rentals - Adult/Continuing Education Textbooks	1813									
87	Rentals - Other (Describe)	1819									
88	Sales - Regular Textbooks	1821									
89	Sales - Summer School Textbooks	1822									
90	Sales - Adult/Continuing Education Textbooks	1823									
91	Sales - Other (Describe & Itemize)	1829									
92	Other (Describe & Itemize)	1890									
93	Total Textbooks		0								
94	OTHER REVENUE FROM LOCAL SOURCES										
95	Rentals	1910	50,000	20,000							
96	Contributions and Donations from Private Sources	1920									
97	Impact Fees from Municipal or County Governments	1930									
98	Services Provided Other Districts	1940									
99	Refund of Prior Years' Expenditures	1950									
100	Payments of Surplus Moneys from TIF Districts	1960									
101	Drivers' Education Fees	1970	15,000								
102	Proceeds from Vendors' Contracts	1980									
103	School Facility Occupation Tax Proceeds	1983									
104	Payment from Other Districts	1991									
105	Sale of Vocational Projects	1992									
106	Other Local Fees (Describe & Itemize)	1993		17,000							
107	Other Local Revenues (Describe & Itemize)	1999	117,000								
108	Total Other Revenue from Local Sources		182,000	37,000	0	0	0	0	0	0	0
109	Total Receipts/Revenues from Local Sources	1000	7,288,000	1,466,300	1,287,500	1,440,000	440,500	0	41,800	84,100	102,000

1-	A	B	C	D	E	F	G	H	I	J	K
	Description	Acct #	(10) Educational	(20) Operations & Maintenance	(30) Debt Service	(40) Transportation	(50) Municipal Retirement/ Social Security	(60) Capital Projects	(70) Working Cash	(80) Tort	(90) Fire Prevention & Safety
2											
3	RECEIPTS/REVENUES FROM LOCAL SOURCES										
4	AD VALOREM TAXES LEVIED BY LOCAL EDUCATION AGENCY										
5	Designated Purposes Levies ¹¹	-	6,034,000	1,131,300	1,225,500	1,430,000	180,000		39,800	84,100	100,000
6	Leasing Purposes Levy ¹²	1130	60,000								
7	Special Education Purposes Levy	1140	300,000								
8	FICA and Medicare Only Levies	1150					250,000				
9	Area Vocational Construction Purposes Levy	1160									
10	Summer School Purposes Levy	1170									
11	Other Tax Levies (Describe & Itemize)	1190									
12	Total Ad Valorem Taxes Levied by District		6,394,000	1,131,300	1,225,500	1,430,000	430,000	0	39,800	84,100	100,000
13	PAYMENTS IN LIEU OF TAXES										
14	Mobile Home Privilege Tax	1210									
15	Payments from Local Housing Authority	1220									
16	Corporate Personal Property Replacement Taxes ¹³	1230		290,000	60,000		10,000				
17	Other Payments in Lieu of Taxes (Describe & Itemize)	1290									
18	Total Payments in Lieu of Taxes		0	290,000	60,000	0	10,000	0	0	0	0
19	TUITION										
20	Regular Tuition from Pupils or Parents (In State)	1311									
21	Regular Tuition from Other Districts (In State)	1312									
22	Regular Tuition from Other Sources (In State)	1313									
23	Regular Tuition from Other Sources (Out of State)	1314									
24	Summer School Tuition from Pupils or Parents (In State)	1321									
25	Summer School Tuition from Other Districts (In State)	1322									
26	Summer School Tuition from Other Sources (In State)	1323									
27	Summer School Tuition from Other Sources (Out of State)	1324									
28	CTE Tuition from Pupils or Parents (In State)	1331									
29	CTE Tuition from Other Districts (In State)	1332									
30	CTE Tuition from Other Sources (In State)	1333									
31	CTE Tuition from Other Sources (Out of State)	1334									
32	Special Education Tuition from Pupils or Parents (In State)	1341									
33	Special Education Tuition from Other Districts (In State)	1342									
34	Special Education Tuition from Other Sources (In State)	1343									
35	Special Education Tuition from Other Sources (Out of State)	1344									
36	Adult Tuition from Pupils or Parents (In State)	1351									
37	Adult Tuition from Other Districts (In State)	1352									
38	Adult Tuition from Other Sources (In State)	1353									
39	Adult Tuition from Other Sources (Out of State)	1354									
40	Total Tuition		0								
41	TRANSPORTATION FEES										
42	Regular Transportation Fees from Pupils or Parents (In State)	1411				3,000					
43	Regular Transportation Fees from Other Districts (In State)	1412									
44	Regular Transportation Fees from Other Sources (In State)	1413				2,000					
45	Regular Transportation Fees from Co-curricular Activities (In State)	1415									
46	Regular Transportation Fees from Other Sources (Out of State)	1416									
47	Summer School Transportation Fees from Pupils or Parents (In State)	1421									
48	Summer School Transportation Fees from Other Districts (In State)	1422									
49	Summer School Transportation Fees from Other Sources (In State)	1423									
50	Summer School Transportation Fees from Other Sources (Out of State)	1424									
51	CTE Transportation Fees from Pupils or Parents (In State)	1431									
52	CTE Transportation Fees from Other Districts (In State)	1432									
53	CTE Transportation Fees from Other Sources (In State)	1433									
54	CTE Transportation Fees from Other Sources (Out of State)	1434									
55	Special Education Transportation Fees from Pupils or Parents (In State)	1441									

1	A	B	C	D	E	F	G	H	I	J	K
2	Description	Acct #	(10) Educational	(20) Operations & Maintenance	(30) Debt Service	(40) Transportation	(50) Municipal Retirement/ Social Security	(60) Capital Projects	(70) Working Cash	(80) Tort	(90) Fire Prevention & Safety
163	Chicago General Education Block Grant	3766									
164	Chicago Educational Services Block Grant	3767									
165	School Safety & Educational Improvement Block Grant	3775									
166	Technology - Technology for Success	3780									
167	State Charter Schools	3815									
168	Extended Learning Opportunities - Summer Bridges	3825									
169	Infrastructure Improvements - Planning/Construction	3920									
170	School Infrastructure - Maintenance Projects	3925									
171	Other Restricted Revenue from State Sources (Describe & Itemize)	3999		50,000							
172	Total Restricted Grants-In-Aid		611,305	50,000	0	647,000	0	0	0	0	0
173	Total Receipts/Revenues from State Sources	3000	4,091,091	50,000	0	647,000	0	0	0	0	0
174	RECEIPTS/REVENUES FROM FEDERAL SOURCES										
175	UNRESTRICTED GRANTS-IN-AID RECEIVED DIRECTLY FROM FEDERAL GOVT.										
176	Federal Impact Aid	4001									
177	Other Unrestricted Grants-In-Aid Received Directly from the Federal Govt. (Describe & Itemize)	4009									
178	Total Unrestricted Grants-In-Aid Received Directly from Fed Govt		0	0	0	0	0	0	0	0	0
179	RESTRICTED GRANTS-IN-AID RECEIVED DIRECTLY FROM FEDERAL GOVT.										
180	Head Start	4045									
181	Construction (Impact Aid)	4050									
182	MAGNET	4060									
183	Other Restricted Grants-In-Aid Received Directly from Federal Govt. (Describe & Itemize)	4090									
184	Total Restricted Grants-In-Aid Received Directly from Federal Govt.		0	0		0	0	0			0
185	RESTRICTED GRANTS-IN-AID RECEIVED FROM FEDERAL GOVT. THRU THE STATE										
186	TITLE VI										
187	Title VI - Innovation and Flexibility Formula	4100									
188	Title VI - SEA Projects	4105									
189	Title VI - Rural Education Initiative (REI)	4107									
190	Title VI - Other (Describe & Itemize)	4199									
191	Total Title VI		0	0		0	0				
192	FOOD SERVICE										
193	Breakfast Start-Up Expansion	4200									
194	National School Lunch Program	4210	160,000								
195	Special Milk Program	4215									
196	School Breakfast Program	4220	8,000								
197	Summer Food Service Admin/Program	4225									
198	Child and Adult Care Food Program	4226									
199	Fresh Fruit and Vegetables	4240									
200	Food Service - Other (Describe & Itemize)	4299									
201	Total Food Service		168,000				0				
202	TITLE I										
203	Title I - Low Income	4300	140,000								
204	Title I - Low Income - Neglected, Private	4305									
205	Title I - Comprehensive School Reform	4332									
206	Title I - Reading First	4334									
207	Title I - Even Start	4335									
208	Title I - Reading First SEA Funds	4337									
209	Title I - Migrant Education	4340									
210	Title I - Other (Describe & Itemize)	4399									
211	Total Title I		140,000	0		0	0				

	A	B	C	D	E	F	G	H	I	J	K
1*			(10)	(20)	(30)	(40)	(50)	(60)	(70)	(80)	(90)
2	Description	Acct #	Educational	Operations & Maintenance	Debt Service	Transportation	Municipal Retirement/ Social Security	Capital Projects	Working Cash	Tort	Fire Prevention & Safety
	FLOW-THROUGH RECEIPTS/REVENUES FROM ONE DISTRICT TO ANOTHER DISTRICT										
110	Flow-Through Revenue from State Sources	2100									
112	Flow-Through Revenue from Federal Sources	2200									
113	Other Flow-Through Revenue (Describe & Itemize)	2300									
114	Total Flow-Through Receipts/Revenues From One District to Another District	2000	0	0		0	0				
115	RECEIPTS/REVENUES FROM STATE SOURCES										
116	UNRESTRICTED GRANTS-IN-AID										
117	General State Aid (Section 18-8.05)	3001	3,479,786								
118	General State Aid Hold Harmless/Supplemental	3002									
119	Reorganization Incentives (Accounts 3005-3021)	3005									
120	Other Unrestricted Grants-In-Aid From State Sources (Describe & Itemize)	3099									
121	Total Unrestricted Grants-In-Aid		3,479,786	0	0	0	0	0		0	0
122	RESTRICTED GRANTS-IN-AID										
123	SPECIAL EDUCATION										
124	Special Education - Private Facility Tuition	3100	50,000								
125	Special Education - Funding for Children Requiring Sp Ed Services	3105	220,000								
126	Special Education - Personnel	3110	220,000								
127	Special Education - Orphanage - Individual	3120	20,000								
128	Special Education - Orphanage - Summer Individual	3130									
129	Special Education - Summer School	3145									
130	Special Education - Other (Describe & Itemize)	3199	72,805								
131	Total Special Education		582,805	0		0					
132	CAREER AND TECHNICAL EDUCATION (CTE)										
133	CTE - Technical Education - Tech Prep	3200	16,000								
134	CTE - Secondary Program Improvement (CTEI)	3220									
135	CTE - WECEP	3225									
136	CTE - Agriculture Education	3235									
137	CTE - Instructor Practicum	3240									
138	CTE - Student Organizations	3270									
139	CTE - Other (Describe & Itemize)	3299									
140	Total Career and Technical Education		16,000	0			0				
141	BILINGUAL EDUCATION										
142	Bilingual Education - Downstate - TPI and TBE	3305									
143	Bilingual Education - Downstate - Transitional Bilingual Education	3310									
144	Total Bilingual Education		0				0				
145	State Free Lunch & Breakfast	3360	2,500								
146	School Breakfast Initiative	3365									
147	Driver Education	3370	10,000								
148	Adult Education (from ICCB)	3410									
149	Adult Education - Other (Describe & Itemize)	3499									
150	TRANSPORTATION										
151	Transportation - Regular and Vocational	3500				270,000					
152	Transportation - Special Education	3510				377,000					
153	Transportation - Other (Describe & Itemize)	3599									
154	Total Transportation		0	0		647,000	0				
155	Learning Improvement - Change Grants	3610									
156	Scientific Literacy	3660									
157	Truant Alternative/Optional Education	3695									
158	Early Childhood - Block Grant	3705									
159	Reading Improvement Block Grant	3715									
160	Reading Improvement Block Grant - Reading Recovery	3720									
161	Continued Reading Improvement Block Grant	3725									
162	Continued Reading Improvement Block Grant (2% Set Aside)	3726									

ESTIMATED RECEIPTS/REVENUES

1	A	B	C	D	E	F	G	H	I	J	K
2	Description	Acct #	(10) Educational	(20) Operations & Maintenance	(30) Debt Service	(40) Transportation	(50) Municipal Retirement/ Social Security	(60) Capital Projects	(70) Working Cash	(80) Tort	(90) Fire Prevention & Safety
268	Title II - Teacher Quality	4932									
269	Federal Charter Schools	4960									
270	Medicaid Matching Funds - Administrative Outreach	4991									
271	Medicaid Matching Funds - Fee-For-Service Program	4992									
272	Other Restricted Grants Received from Federal Government through State (Describe & Itemize)	4999									
273	Total Restricted Grants-In-Aid Received from Federal Govt. Thru the State		675,912	0	0	0	0	0		0	0
274	TOTAL RECEIPTS/REVENUES FROM FEDERAL SOURCES	4000	675,912	0	0	0	0	0	0	0	0
275	TOTAL DIRECT RECEIPTS/REVENUES		12,055,003	1,516,300	1,287,500	2,087,000	440,500	0	41,800	84,100	102,000

	A	B	C	D	E	F	G	H	I	J	K
1			(10)	(20)	(30)	(40)	(50)	(60)	(70)	(80)	(90)
2	Description	Acct #	Educational	Operations & Maintenance	Debt Service	Transportation	Municipal Retirement/ Social Security	Capital Projects	Working Cash	Tort	Fire Prevention & Safety
212	TITLE IV										
213	Title IV - Safe & Drug Free Schools - Formula	4400									
214	Title IV - 21st Century Comm Learning Centers	4421									
215	Title IV - Other (Describe & Itemize)	4499									
216	Total Title IV		0	0		0	0				
217	FEDERAL - SPECIAL EDUCATION										
218	Federal Special Education - Preschool Flow-Through	4600									
219	Federal Special Education - Preschool Discretionary	4605	18,930								
220	Federal Special Education - IDEA Flow Through	4620	269,613								
221	Federal Special Education - IDEA Room & Board	4625	75,000								
222	Federal Special Education - IDEA Discretionary	4630									
223	Federal Special Education - IDEA - Other (Describe & Itemize)	4699									
224	Total Federal Special Education		363,543	0		0	0				
225	CTE - PERKINS										
226	CTE - Perkins-Title III Tech Prep	4770									
227	CTE - Other (Describe & Itemize)	4799									
228	Total CTE - Perkins		0	0			0				
229	Federal - Adult Education	4810									
230	ARRA - General State Aid - Education Stabilization	4850									
231	ARRA - Title I - Low Income	4851									
232	ARRA - Title I - Neglected, Private	4852									
233	ARRA - Title I - Delinquent, Private	4853									
234	ARRA - Title I - School Improvement (Part A)	4854									
235	ARRA - Title I - School Improvement (Section 1003g)	4855									
236	ARRA - IDEA - Part B - Preschool	4856									
237	ARRA - IDEA - Part B - Flow-Through	4857									
238	ARRA - Title IID - Technology - Formula	4860									
239	ARRA - Title IID - Technology - Competitive	4861									
240	ARRA - McKinney - Vento Homeless Education	4862									
241	ARRA - Child Nutrition Equipment Assistance	4863									
242	Impact Aid Formula Grants	4864									
243	Impact Aid Competitive Grants	4865									
244	Qualified Zone Academy Bond Tax Credits	4866									
245	Qualified School Construction Bond Credits	4867									
246	Build America Bond Tax Credits	4868									
247	Build America Bond Interest Reimbursement	4869									
248	ARRA - General State Aid - Other Government Services Stabilization	4870									
249	Other ARRA Funds - II	4871									
250	Other ARRA Funds - III	4872									
251	Other ARRA Funds - IV	4873									
252	Other ARRA Funds - V	4874									
253	ARRA - Early Childhood	4875									
254	Other ARRA Funds - VII	4876									
255	Other ARRA Funds - VIII	4877									
256	Other ARRA Funds - IX	4878									
257	Other ARRA Funds - X	4879									
258	Other ARRA Funds - Ed Job Fund Program	4880									
259	Total Stimulus Programs		0	0	0	0	0	0		0	0
260	Race to the Top Program	4901	4,369								
261	Race to the Top - Preschool Expansion Grant	4902									
262	Advanced Placement Fee/International Baccalaureate	4904									
263	Title III - Immigrant Education Program (IEP)	4905									
264	Title III - Language Inst Program - Limited English (LIPEP)	4909									
265	Learn & Serve America	4910									
266	McKinney Education for Homeless Children	4920									
267	Title II - Eisenhower - Professional Development Formula	4930									

	A	B	C	D	E	F	G	H	I	J	K
1			(100)	(200)	(300)	(400)	(500)	(600)	(700)	(800)	(900)
2	Description	Funct #	Salaries	Employee Benefits	Purchased Services	Supplies & Materials	Capital Outlay	Other Objects	Non-Capitalized Equipment	Termination Benefits	Total
58	Support Services - Business										
59	Direction of Business Support Services	2510									0
60	Fiscal Services	2520	170,000	35,000	45,000	3,000					253,000
61	Operation & Maintenance of Plant Services	2540									0
62	Pupil Transportation Services	2550									0
63	Food Services	2560	225,000	25,000	5,000	260,000	5,000	4,000			524,000
64	Internal Services	2570									0
65	Total Support Services - Business	2500	395,000	60,000	50,000	263,000	5,000	4,000	0	0	777,000
66	Support Services - Central										
67	Direction of Central Support Services	2610									0
68	Planning, Research, Development & Evaluation Services	2620									0
69	Information Services	2630	3,000			500					3,500
70	Staff Services	2640	21,000	10,000							31,000
71	Data Processing Services	2660			85,000						85,000
72	Total Support Services - Central	2600	24,000	10,000	85,000	500	0	0	0	0	119,500
73	Other Support Services (Describe & Itemize)	2900									0
74	Total Support Services	2000	2,056,000	478,900	412,350	341,050	248,500	9,000	0	0	3,545,800
75	COMMUNITY SERVICES (ED)	3000									0
76	PAYMENTS TO OTHER DISTRICTS & GOVT UNITS (ED)										
77	Payments to Other Govt Units (In-State)										
78	Payments for Regular Programs	4110						35,000			35,000
79	Payments for Special Education Programs	4120						350,000			350,000
80	Payments for Adult/Continuing Education Programs	4130									0
81	Payments for CTE Programs	4140									0
82	Payments for Community College Programs	4170									0
83	Other Payments to In-State Govt Units (Describe & Itemize)	4190									0
84	Total Payments to Districts and Other Govt Units (In-State)	4100			0			385,000			385,000
85	Payments for Regular Programs - Tuition	4210									0
86	Payments for Special Education Programs - Tuition	4220									0
87	Payments for Adult/Continuing Education Programs - Tuition	4230									0
88	Payments for CTE Programs - Tuition	4240									0
89	Payments for Community College Programs - Tuition	4270									0
90	Payments for Other Programs - Tuition	4280									0
91	Other Payments to In-State Govt Units (Describe & Itemize)	4290									0
92	Total Payments to Other Dist & Govt Units - Tuition (In State)	4200						0			0
93	Payments for Regular Programs - Transfers	4310									0
94	Payments for Special Education Programs - Transfers	4320									0
95	Payments for Adult/Continuing Ed Programs - Transfers	4330									0
96	Payments for CTE Programs - Transfers	4340									0
97	Payments for Community College Program - Transfers	4370									0
98	Payments for Other Programs - Transfers	4380									0
99	Other Payments to In-State Govt Units - Transfers (Describe & Itemize)	4390									0
100	Total Payments to Other District & Govt Units - Transfers (In State)	4300			0			0			0
101	Payments to Other District & Govt Units (Out of State)	4400									0
102	Total Payments to Other District & Govt Units	4000			0			385,000			385,000
103	DEBT SERVICE (ED)										
104	Debt Service - Interest on Short-Term Debt										
105	Tax Anticipation Warrants	5110									0
106	Tax Anticipation Notes	5120									0
107	Corporate Personal Property Repl Tax Anticipated Notes	5130									0
108	State Aid Anticipation Certificates	5140									0
109	Other Interest on Short-Term Debt (Describe & Itemize)	5150									0
110	Total Debt Service - Interest on Short-Term Debt	5100						0			0

	A	B	C	D	E	F	G	H	I	J	K
1			(100)	(200)	(300)	(400)	(500)	(600)	(700)	(800)	(900)
2	Description	Funct #	Salaries	Employee Benefits	Purchased Services	Supplies & Materials	Capital Outlay	Other Objects	Non-Capitalized Equipment	Termination Benefits	Total
3	10 - EDUCATIONAL FUND (ED)										
4	INSTRUCTION (ED)										
5	Regular Programs	1100	4,910,000	750,000	14,000	50,000	7,000				5,731,000
6	Tuition Payment to Charter Schools	1115									0
7	Pre-K Programs	1125	25,000	3,600		200					28,800
8	Special Education Programs (Functions 1200 - 1220)	1200	1,300,000	185,000	5,000	15,000		250,000			1,755,000
9	Special Education Programs Pre-K	1225	15,000								15,000
10	Remedial and Supplemental Programs K-12	1250			20,000						20,000
11	Remedial and Supplemental Programs Pre-K	1275									0
12	Adult/Continuing Education Programs	1300									0
13	CTE Programs	1400	160,000	26,000	25,000	15,000					226,000
14	Interscholastic Programs	1500	275,000	20,000	70,000	12,000	15,000	20,000			412,000
15	Summer School Programs	1600									0
16	Gifted Programs	1650									0
17	Driver's Education Programs	1700	40,000	5,000		2,000					47,000
18	Bilingual Programs	1800	40,000	5,000		1,000					46,000
19	Truant Alternative & Optional Programs	1900									0
20	Pre-K Programs - Private Tuition	1910									0
21	Regular K-12 Programs Private Tuition	1911									0
22	Special Education Programs K-12 Private Tuition	1912									0
23	Special Education Programs Pre-K Tuition	1913									0
24	Remedial/Supplemental Programs K-12 Private Tuition	1914									0
25	Remedial/Supplemental Programs Pre-K Private Tuition	1915									0
26	Adult/Continuing Education Programs Private Tuition	1916									0
27	CTE Programs Private Tuition	1917									0
28	Interscholastic Programs Private Tuition	1918									0
29	Summer School Programs Private Tuition	1919									0
30	Gifted Programs Private Tuition	1920									0
31	Bilingual Programs Private Tuition	1921									0
32	Truants Alternative/Opt Ed Programs Private Tuition	1922									0
33	Total Instruction¹⁴	1000	6,765,000	994,600	134,000	95,200	22,000	270,000	0	0	8,280,800
34	SUPPORT SERVICES (ED)										
35	Support Services - Pupil										
36	Attendance & Social Work Services	2110	500	50	2,500						3,050
37	Guidance Services	2120	220,000	40,000		200					260,200
38	Health Services	2130	120,000	7,800	250	2,500					130,550
39	Psychological Services	2140									0
40	Speech Pathology & Audiology Services	2150	35,000	1,050							36,050
41	Other Support Services - Pupils (Describe & Itemize)	2190	75,000	6,000	100	6,500	500				88,100
42	Total Support Services - Pupil	2100	450,500	54,900	2,850	9,200	500	0	0	0	517,950
43	Support Services - Instructional Staff										
44	Improvement of Instruction Services	2210	6,000	12,000	20,000	300					38,300
45	Educational Media Services	2220	360,000	65,000	150,000	65,000	240,000				880,000
46	Assessment & Testing	2230									0
47	Total Support Services - Instructional Staff	2200	366,000	77,000	170,000	65,300	240,000	0	0	0	918,300
48	Support Services - General Administration										
49	Board of Education Services	2310	500	100,000	55,000	50		5,000			160,550
50	Executive Administration Services	2320	170,000	37,000	3,500	500	500				211,500
51	Special Area Administration Services	2330									0
52	Tort Immunity Services	2360 - 2370			40,000						40,000
53	Total Support Services - General Administration	2300	170,500	137,000	98,500	550	500	5,000	0	0	412,050
54	Support Services - School Administration										
55	Office of the Principal Services	2410	650,000	140,000	6,000	2,500	2,500				801,000
56	Other Support Services - School Administration (Describe & Itemize)	2490									0
57	Total Support Services - School Administration	2400	650,000	140,000	6,000	2,500	2,500	0	0	0	801,000

1	A	B	C	D	E	F	G	H	I	J	K
2	Description	Funct #	(100) Salaries	(200) Employee Benefits	(300) Purchased Services	(400) Supplies & Materials	(500) Capital Outlay	(600) Other Objects	(700) Non-Capitalized Equipment	(800) Termination Benefits	(900) Total
163	Debt Service - Interest on Long-Term Debt	5200						140,310			140,310
164	Debt Service - Payments of Principal on Long-Term Debt ¹⁵ (Lease/Purchase Principal Retired)	5300						1,085,000			1,085,000
165	Debt Service Other (Describe & Itemize)	5400						60,000			60,000
166	Total Debt Service	5000			0			1,285,310			1,285,310
167	PROVISION FOR CONTINGENCIES (DS)	6000									0
168	Total Direct Disbursements/Expenditures				0			1,285,310			1,285,310
169	Excess (Deficiency) of Receipts/Revenues Over Disbursements/Expenditures										2,190
171	40 - TRANSPORTATION FUND (TR)										
172	SUPPORT SERVICES (TR)										
173	Support Services - Pupils										
174	Other Support Services - Pupils (Describe & Itemize)	2190									0
175	Support Services - Business										
176	Pupil Transportation Services	2550	470,000	50,000	75,000	200,000	500,000	10,000			1,305,000
177	Other Support Services (Describe & Itemize)	2900									0
178	Total Support Services	2000	470,000	50,000	75,000	200,000	500,000	10,000	0	0	1,305,000
179	COMMUNITY SERVICES (TR)	3000									0
180	PAYMENTS TO OTHER DISTRICTS & GOVT UNITS (TR)										
181	Payments to Other Govt Units (In-State)										
182	Payments for Regular Program	4110									0
183	Payments for Special Education Programs	4120									0
184	Payments for Adult/Continuing Education Programs	4130									0
185	Payments for CTE Programs	4140									0
186	Payments for Community College Programs	4170									0
187	Other Payments to In-State Govt Units (Describe & Itemize)	4190									0
188	Total Payments to Other Govt Units (In-State)	4100			0			0			0
189	Payments to Other Govt Units (Out-of-State) (Describe & Itemize)	4400									0
190	Total Payments to Other Districts & Govt Units	4000			0			0			0
191	DEBT SERVICE (TR)										
192	Debt Service - Interest on Short-Term Debt										
193	Tax Anticipation Warrants	5110									0
194	Tax Anticipation Notes	5120									0
195	Corporate Personal Prop Repl Tax Anticipation Notes	5130									0
196	State Aid Anticipation Certificates	5140									0
197	Other Interest on Short-Term Debt (Describe and Itemize)	5150									0
198	Total Debt Service - Interest On Short-Term Debt	5100						0			0
199	Debt Service - Interest on Long-Term Debt	5200									0
200	Debt Service - Payments of Principal on Long-Term Debt ¹⁵ (Lease/Purchase Principal Retired)	5300									0
201	Debt Service - Other (Describe and Itemize)	5400									0
202	Total Debt Service	5000						0			0
203	PROVISION FOR CONTINGENCIES (TR)	6000									0
204	Total Direct Disbursements/Expenditures		470,000	50,000	75,000	200,000	500,000	10,000	0	0	1,305,000
205	Excess (Deficiency) of Receipts/Revenues Over Disbursements/Expenditures										782,000
206											
207	50 - MUNICIPAL RETIREMENT/SOC SEC FUND (MR/SS)										
208	INSTRUCTION (MR/SS)										
209	Regular Program	1100		85,000							85,000
210	Pre-K Programs	1125		4,350							4,350
211	Special Education Programs (Functions 1200-1220)	1200		68,000							68,000
212	Special Education Programs Pre-K	1225									0
213	Remedial and Supplemental Programs K-12	1250		500							500
214	Remedial and Supplemental Programs Pre-K	1275									0
215	Adult/Continuing Education Programs	1300									0

	A	B	C	D	E	F	G	H	I	J	K
1			(100)	(200)	(300)	(400)	(500)	(600)	(700)	(800)	(900)
2	Description	Funct #	Salaries	Employee Benefits	Purchased Services	Supplies & Materials	Capital Outlay	Other Objects	Non-Capitalized Equipment	Termination Benefits	Total
111	Debt Service - Interest on Long-Term Debt	5200						15,000			15,000
112	Total Debt Service	5000						15,000			15,000
113	PROVISION FOR CONTINGENCIES (ED)	6000									0
114	Total Direct Disbursements/Expenditures		8,821,000	1,473,500	546,350	436,250	270,500	679,000	0	0	12,226,600
115	Excess (Deficiency) of Receipts/Revenues Over Disbursements/Expenditures										(171,597)
116											
117	20 - OPERATIONS AND MAINTENANCE FUND (O&M)										
118	SUPPORT SERVICES (O&M)										
119	Support Services - Pupil										
120	Other Support Services - Pupils (Describe & Itemize)	2190									0
121	Support Services - Business										
122	Direction of Business Support Services	2510									0
123	Facilities Acquisition & Construction Services	2530					400,000				400,000
124	Operation & Maintenance of Plant Services	2540	600,000	100,000	350,000	410,000					1,460,000
125	Pupil Transportation Services	2550									0
126	Food Services	2560									0
127	Total Support Services - Business	2500	600,000	100,000	350,000	410,000	400,000	0	0	0	1,860,000
128	Other Support Services (Describe & Itemize)	2900									0
129	Total Support Services	2000	600,000	100,000	350,000	410,000	400,000	0	0	0	1,860,000
130	COMMUNITY SERVICES (O&M)	3000									0
131	PAYMENTS TO OTHER DISTRICTS & GOVT UNITS (O&M)										
132	Payments to Other Govt Units (In-State)										
133	Payments for Special Education Programs	4120									0
134	Payments for CTE Program	4140									0
135	Other Payments to In-State Govt Units (Describe & Itemize)	4190									0
136	Total Payments to Other Govt Units (In-State)	4100			0			0			0
137	Payments to Other Govt Units (Out of State) ¹⁴	4400									0
138	Total Payments to Other District and Govt Unit	4000			0			0			0
139	DEBT SERVICE (O&M)										
140	Debt Service - Interest on Short-Term Debt										
141	Tax Anticipation Warrants	5110									0
142	Tax Anticipation Notes	5120									0
143	Corporate Personal Prop Repl Tax Anticipated Notes	5130									0
144	State Aid Anticipation Certificates	5140									0
145	Other Interest on Short-Term Debt (Describe & Itemize)	5150									0
146	Total Debt Service - Interest on Short-Term Debt	5100						0			0
147	Debt Service - Interest on Long-Term Debt	5200									0
148	Total Debt Service	5000						0			0
149	PROVISION FOR CONTINGENCIES (O&M)	6000									0
150	Total Direct Disbursements/Expenditures		600,000	100,000	350,000	410,000	400,000	0	0	0	1,860,000
151	Excess (Deficiency) of Receipts/Revenues Over Disbursements/Expenditures										(343,700)
152											
153	30 - DEBT SERVICE FUND (DS)										
154	PAYMENTS TO OTHER DISTRICTS & GOVT UNITS (DS)	4000									0
155	DEBT SERVICE (DS)										
156	Debt Service - Interest on Short-Term Debt										
157	Tax Anticipation Warrants	5110									0
158	Tax Anticipation Notes	5120									0
159	Corporate Personal Prop Repl Tax Anticipation Notes	5130									0
160	State Aid Anticipation Certificates	5140									0
161	Other Interest on Short-Term Debt (Describe & Itemize)	5150									0
162	Total Debt Service - Interest On Short-Term Debt	5100						0			0

1	A	B	C	D	E	F	G	H	I	J	K
2	Description	Funct #	(100) Salaries	(200) Employee Benefits	(300) Purchased Services	(400) Supplies & Materials	(500) Capital Outlay	(600) Other Objects	(700) Non-Capitalized Equipment	(800) Termination Benefits	(900) Total
265	Support Services - Central										
266	Direction of Central Support Services	2610									0
267	Planning, Research, Development & Evaluation Services	2620									0
268	Information Services	2630		300							300
269	Staff Services	2640									0
270	Data Processing Services	2660									0
271	Total Support Services - Central	2600		300							300
272	Other Support Services (Describe & Itemize)	2900									0
273	Total Support Services	2000		370,600							370,600
274	COMMUNITY SERVICES (MR/SS)	3000									0
275	PAYMENTS TO OTHER DISTRICTS & GOVT UNITS (MR/SS)										
276	Payments for Special Education Programs	4120									0
277	Payments for CTE Programs	4140									0
278	Total Payments to Other Districts & Govt Units	4000		0							0
279	DEBT SERVICE (MR/SS)										
280	Debt Service - Interest on Short-Term Debt										
281	Tax Anticipation Warrants	5110									0
282	Tax Anticipation Notes	5120									0
283	Corporate Personal Prop Repl Tax Anticipation Notes	5130									0
284	State Aid Anticipation Certificates	5140									0
285	Other (Describe & Itemize)	5150									0
286	Total Debt Service	5000						0			0
287	PROVISION FOR CONTINGENCIES (MR/SS)	6000									0
288	Total Direct Disbursements/Expenditures			556,600				0			556,600
289	Excess (Deficiency) of Receipts/Revenues Over Disbursements/Expenditures										(116,100)
290											
291	60 - CAPITAL PROJECTS (CP)										
292	SUPPORT SERVICES (CP)										
293	Support Services - Business										
294	Facilities Acquisition & Construction Services	2530									0
295	Other Support Services (Describe & Itemize)	2900									0
296	Total Support Services	2000	0	0	0	0	0	0	0		0
297	PAYMENTS TO OTHER DISTRICTS & GOVT UNITS (CP)										
298	Payments to Other Govt Units (In-State)										
299	Payments to Other Govt Units (In-State)	4100									0
300	Payment for Special Education Programs	4120									0
301	Payment for CTE Programs	4140									0
302	Other Payments to In-State Governmental Units (Describe & Itemize)	4190									0
303	Total Payments to Other Districts & Govt Units	4000			0			0			0
304	PROVISION FOR CONTINGENCIES (CP)	6000									0
305	Total Direct Disbursements/Expenditures		0	0	0	0	0	0	0		0
306	Excess (Deficiency) of Receipts/Revenues Over Disbursements/Expenditures										0
307											
308	70 WORKING CASH FUND (WC)										
309											
310	80 - TORT FUND (TF)										
311	SUPPORT SERVICES - GENERAL ADMINISTRATION										
312	Claims Paid from Self Insurance Fund	2361									0
313	Workers' Compensation or Workers' Occupational Disease Act Payments	2362									0
314	Unemployment Insurance Payments	2363									0
315	Insurance Payments (regular or self-insurance)	2364			84,100						84,100
316	Risk Management and Claims Services Payments	2365									0
317	Judgment and Settlements	2366									0

	A	B	C	D	E	F	G	H	I	J	K
1.			(100)	(200)	(300)	(400)	(500)	(600)	(700)	(800)	(900)
2	Description	Funct #	Salaries	Employee Benefits	Purchased Services	Supplies & Materials	Capital Outlay	Other Objects	Non-Capitalized Equipment	Termination Benefits	Total
216	CTE Programs	1400		2,500							2,500
217	Interscholastic Programs	1500		20,000							20,000
218	Summer School Programs	1600									0
219	Gifted Programs	1650									0
220	Driver's Education Programs	1700		550							550
221	Bilingual Programs	1800		5,100							5,100
222	Truant Alternative & Optional Programs	1900									0
223	Total Instruction	1000		186,000							186,000
224	SUPPORT SERVICES (MR/SS)										
225	Support Services - Pupil										
226	Attendance & Social Work Services	2110									0
227	Guidance Services	2120		7,600							7,600
228	Health Services	2130		10,000							10,000
229	Psychological Services	2140									0
230	Speech Pathology & Audiology Services	2150		500							500
231	Other Support Services - Pupils (Describe & Itemize)	2190		12,000							12,000
232	Total Support Services - Pupil	2100		30,100							30,100
233	Support Services - Instructional Staff										
234	Improvement of Instruction Services	2210		600							600
235	Educational Media Services	2220		41,000							41,000
236	Assessment & Testing	2230									0
237	Total Support Services - Instructional Staff	2200		41,600							41,600
238	Support Services - General Administration										
239	Board of Education Services	2310		100							100
240	Executive Administration Services	2320		9,500							9,500
241	Special Area Administrative Services	2330									0
242	Claims Paid from Self Insurance Fund	2361									0
243	Workers' Compensation or Workers' Occupation Disease Acts Payments	2362									0
244	Unemployment Insurance Payments	2363									0
245	Insurance Payments (regular or self-insurance)	2364									0
246	Risk Management and Claims Services Payments	2365									0
247	Judgment and Settlements	2366									0
248	Educational, Inspectional, Supervisory Services Related to Loss Prevention or Reduction	2367									0
249	Reciprocal Insurance Payments	2368									0
250	Legal Service	2369									0
251	Total Support Services - General Administration	2300		9,600							9,600
252	Support Services - School Administration										
253	Office of the Principal Services	2410		35,000							35,000
254	Other Support Services - School Administration (Describe & Itemize)	2490									0
255	Total Support Services - School Administration	2400		35,000							35,000
256	Support Services - Business										
257	Direction of Business Support Services	2510									0
258	Fiscal Services	2520		25,000							25,000
259	Facilities Acquisition & Construction Services	2530									0
260	Operation & Maintenance of Plant Service	2540		108,000							108,000
261	Pupil Transportation Services	2550		82,000							82,000
262	Food Services	2560		39,000							39,000
263	Internal Services	2570									0
264	Total Support Services - Business	2500		254,000							254,000

	A	B	C	D	E	F	G	H	I	J	K
			(100)	(200)	(300)	(400)	(500)	(600)	(700)	(800)	(900)
2	Description	Funct #	Salaries	Employee Benefits	Purchased Services	Supplies & Materials	Capital Outlay	Other Objects	Non-Capitalized Equipment	Termination Benefits	Total
318	Educational, Inspectional, Supervisory Services Related to Loss Prevention or Reduction	2367									0
319	Reciprocal Insurance Payments	2368									0
320	Legal Service	2369									0
321	Property Insurance (Building & Grounds)	2371									0
322	Vehicle Insurance (Transportation)	2372									0
323	Total Support Services - General Administration	2000	0	0	84,100	0	0	0	0		84,100
324	DEBT SERVICE (TF)										
325	Debt Service - Interest on Short-Term Debt										
326	Tax Anticipation Warrants	5110									0
327	Corporate Personal Property Replacement Tax Anticipation Notes	5130									0
328	Other Interest or Short-Term Debt (Describe & Itemize)	5150									0
329	Total Debt Service	5000						0			0
330	PROVISION FOR CONTINGENCIES (TF)	6000									0
331	Total Direct Disbursements/Expenditures		0	0	84,100	0	0	0	0		84,100
332	Excess (Deficiency) of Receipts/Revenues Over Disbursements/Expenditures										0
333											
334	80 - FIRE PREVENTION & SAFETY FUND (FP&S)										
335	SUPPORT SERVICES (FP&S)										
336	Support Services - Business										
337	Facilities Acquisition & Construction Services	2530									0
338	Operation & Maintenance of Plant Service	2540					25,000				25,000
339	Total Support Services - Business	2500	0	0	0	0	25,000	0	0		25,000
340	Other Support Services (Describe & Itemize)	2900									0
341	Total Support Services	2000	0	0	0	0	25,000	0	0		25,000
342	PAYMENTS TO OTHER DISTRICTS & GOVT UNITS (FP&S)										
343	Other Payments to In-State Govt Units (Describe & Itemize)	4190									0
344	Total Payments to Other Districts & Govt Units (FPS)	4000						0			0
345	DEBT SERVICE (FP&S)										
346	Debt Service - Interest on Short-Term Debt										
347	Tax Anticipation Warrants	5110									0
348	Other Interest on Short-Term Debt (Describe & Itemize)	5150									0
349	Total Debt Service - Interest on Short-Term Debt	5100						0			0
350	Debt Service - Interest on Long-Term Debt	5200									0
	Debt Service - Payments of Principal on Long-Term Debt ¹⁵ (Lease/Purchase Principal Retired)	5300									0
351											0
352	Total Debt Service	5000						0			0
353	PROVISIONS FOR CONTINGENCIES (FP&S)	6000									0
354	Total Direct Disbursements/Expenditures		0	0	0	0	25,000	0	0		25,000
355	Excess (Deficiency) of Receipts/Revenues Over Disbursements/Expenditures										77,000

This page is provided for detailed itemizations as requested within the body of the Report.

1. Line 106: Local Fees: Kid's Club fees \$85,000/\$70,000 costs
2. Line 106:1993 Parking revenues \$15,000
3. Line 107: 1999 Foundation for Excl: \$12,000; Clearwire income \$27,000; e-rate \$45,000
4. Line 165: 5400 CPPRT to pay state tech loan
5. Line 35: Purchase of bond from 1998 High School Bonds
6. Line 78: Listing of bond purchase from \$300,000 Ed fund; \$795,800 Trans Fund, \$700,00 from WC Fund
to Line 46 Debt Service Fund receives total above as a \$1,795,800 Bond